

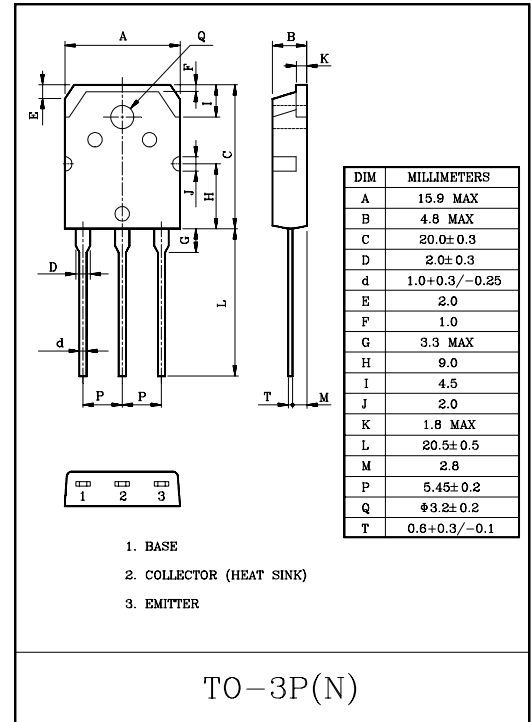
HIGH POWER AMPLIFIER APPLICATION.

FEATURES

- Complementary to KTB817.
- Recommended for 60W Audio Frequency Amplifier Output Stage.

MAXIMUM RATINGS (Ta=25°C)

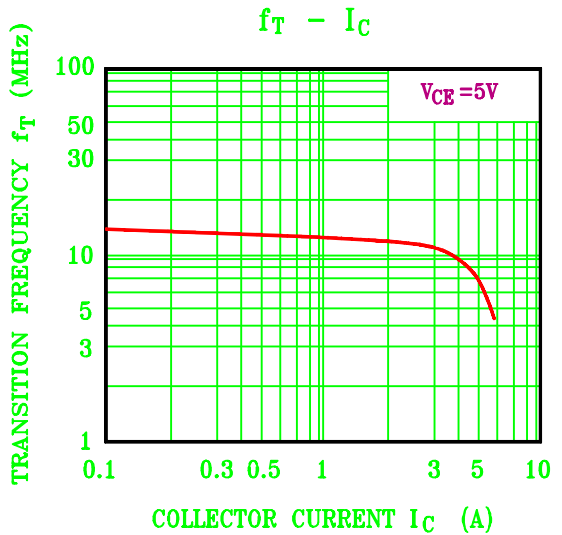
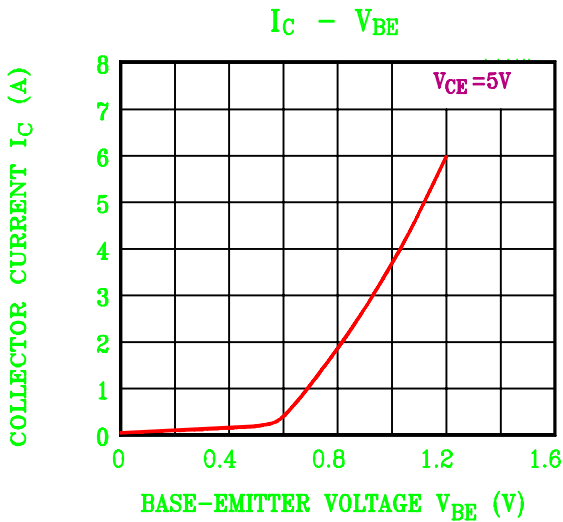
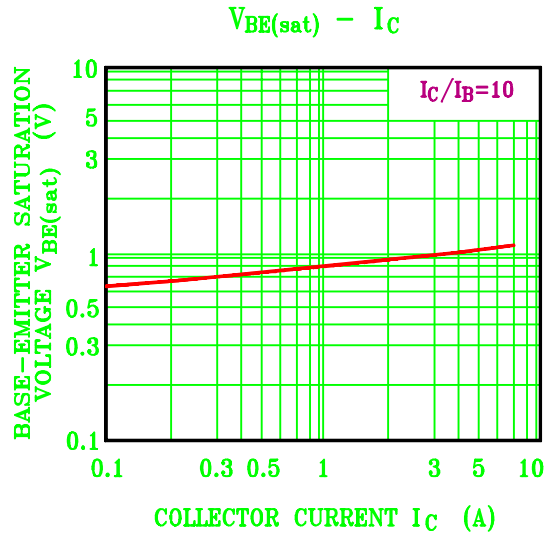
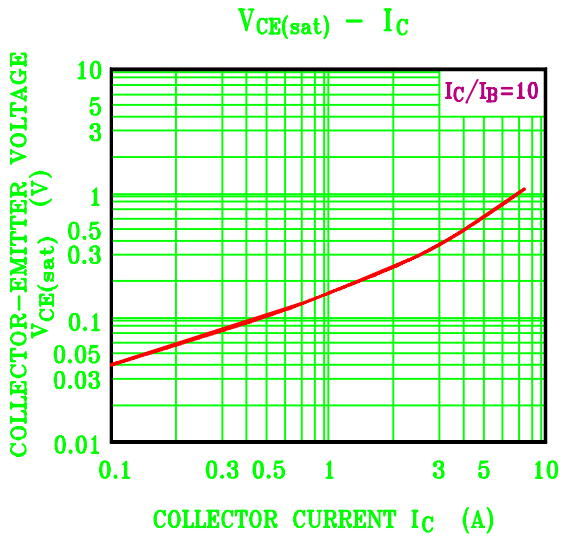
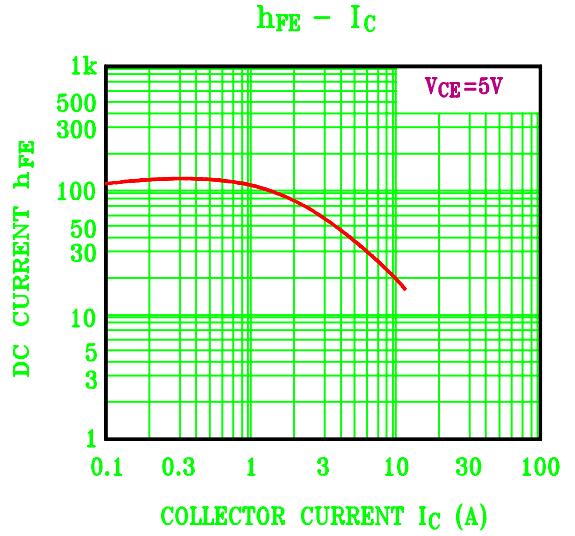
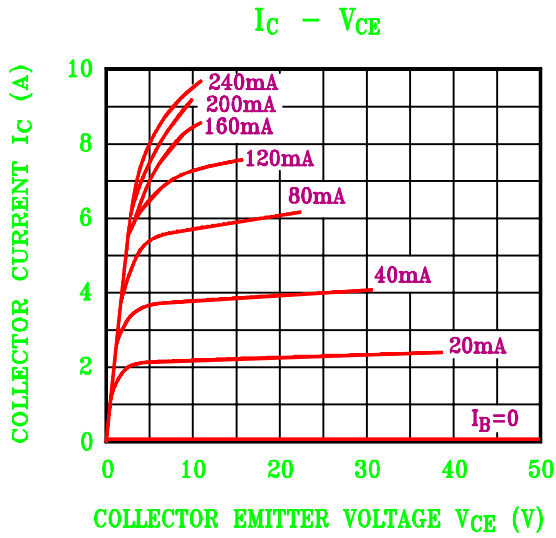
CHARACTERISTIC	SYMBOL	RATING	UNIT
Collector-Base Voltage	V_{CBO}	160	V
Collector-Emitter Voltage	V_{CEO}	140	V
Emitter-Base Voltage	V_{EBO}	6	V
Collector Current	I_C	DC	12
		Pulse	15
Collector Power Dissipation (Tc=25°C)	P_C	100	W
Junction Temperature	T_j	150	°C
Storage Temperature Range	T_{stg}	-55~150	°C



ELECTRICAL CHARACTERISTICS (Ta=25°C)

CHARACTERISTIC	SYMBOL	TEST CONDITION	MIN.	TYP.	MAX.	UNIT
Collector Cut-off Current	I_{CBO}	$V_{CB}=80V, I_E=0$	-	-	0.1	mA
Emitter Cut-off Current	I_{EBO}	$V_{EB}=4V, I_C=0$	-	-	0.1	mA
DC Current Gain	$h_{FE} 1$ (Note)	$V_{CE}=5V, I_C=1A$	60	-	200	
	$h_{FE} 2$	$V_{CE}=5V, I_C=6A$	20	-		
Collector-Emitter Saturation Voltage	$V_{CE(sat)}$	$I_C=5A, I_B=0.5A$	-	-	2.5	V
Base-Emitter On Voltage	$V_{BE(ON)}$	$V_{CE}=5V, I_C=1A$	-	-	1.5	V
Transition Frequency	f_T	$V_{CE}=5V, I_C=1A$	-	15	-	MHz
Output Capacitance	C_{ob}	$V_{CB}=10V, f=1MHz$	-	210	-	pF
Turn On Time	t_{on}	$V_{CC}=20V$ $I_C=1A=10 \cdot I_{B1}=-10 \cdot I_{B2}$ $R_L=20\Omega$	-	0.26	-	μS
Fall Time	t_f		-	0.68	-	
Storage Time	t_{stg}		-	6.88	-	

Note : h_{FE} Classification O:60~120 , Y:100~200



KTD1047

